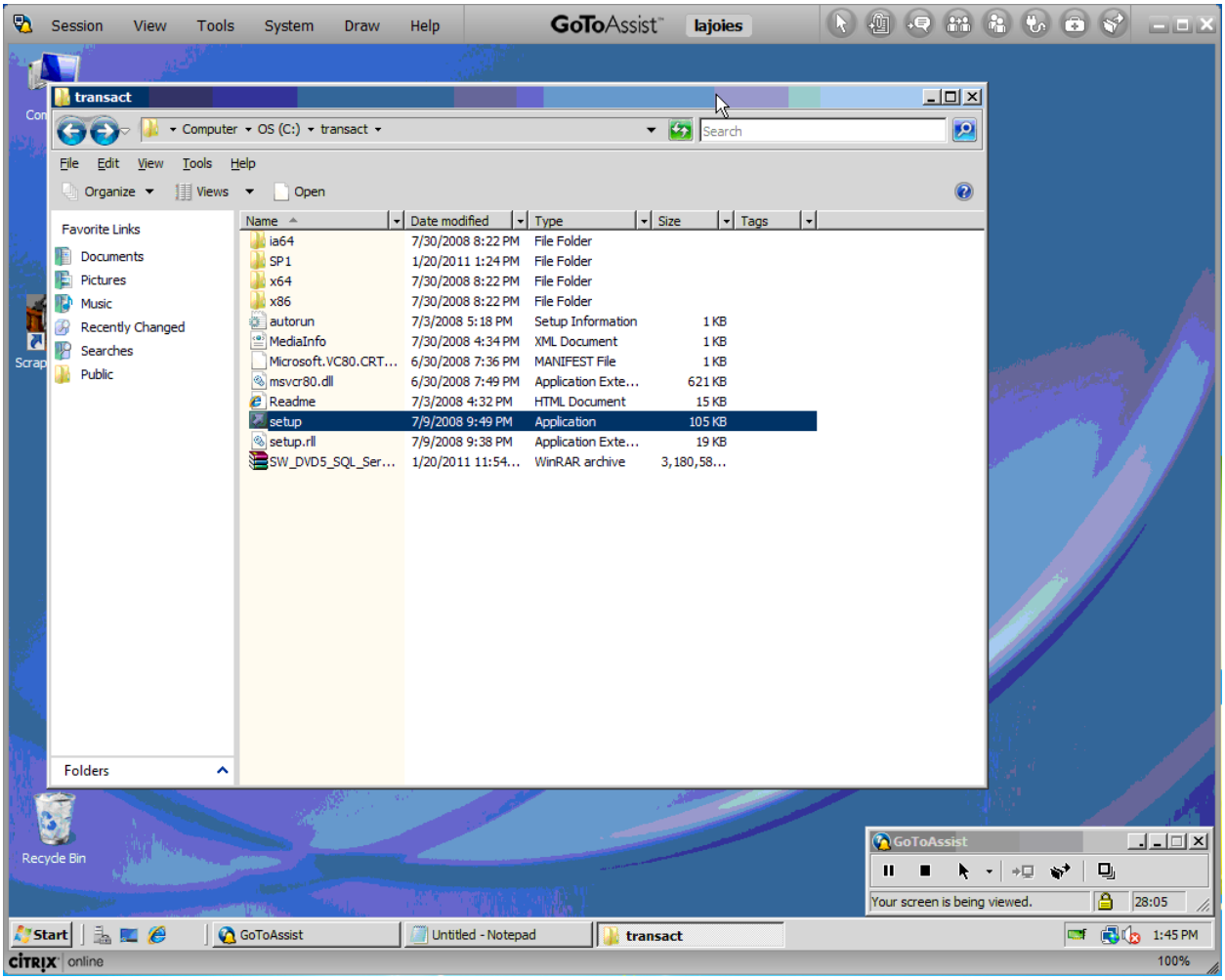
Session
View
Tools
System
Draw
Help
GoToAssist
lajoies
transact
Computer
OS (C:)
transact
Search
File
Edit
View
Tools
Help
Organize
Views
Open
Favorite Links
Documents
Pictures
Music
Recently Changed
Searches
Public
Folders
Name
Date modified
Type
Size
Tags
ia64 7/30/2008 8:22 PM File Folder
SP1 1/20/2011 1:24 PM File Folder
x64 7/30/2008 8:22 PM File Folder
x86 7/30/2008 8:22 PM File Folder
autorun 7/3/2008 5:18 PM Setup Information 1 KB
MediaInfo 7/30/2008 4:34 PM XML Document 1 KB
Microsoft.VC80.CRT... 6/30/2008 7:36 PM MANIFEST File 1 KB
msvcr80.dll 6/30/2008 7:49 PM Application Exte... 621 KB
Readme 7/3/2008 4:32 PM HTML Document 15 KB
setup 7/9/2008 9:49 PM Application 105 KB
setup.rll 7/9/2008 9:38 PM Application Exte... 19 KB
SW_DVD5_SQL_Ser... 1/20/2011 11:54... WinRAR archive 3,180,58...
Recycle Bin
GoToAssist
Your screen is being viewed.
28:05
Start
GoToAssist
Untitled - Notepad
transact
1:45 PM
CITRIX
online
100%

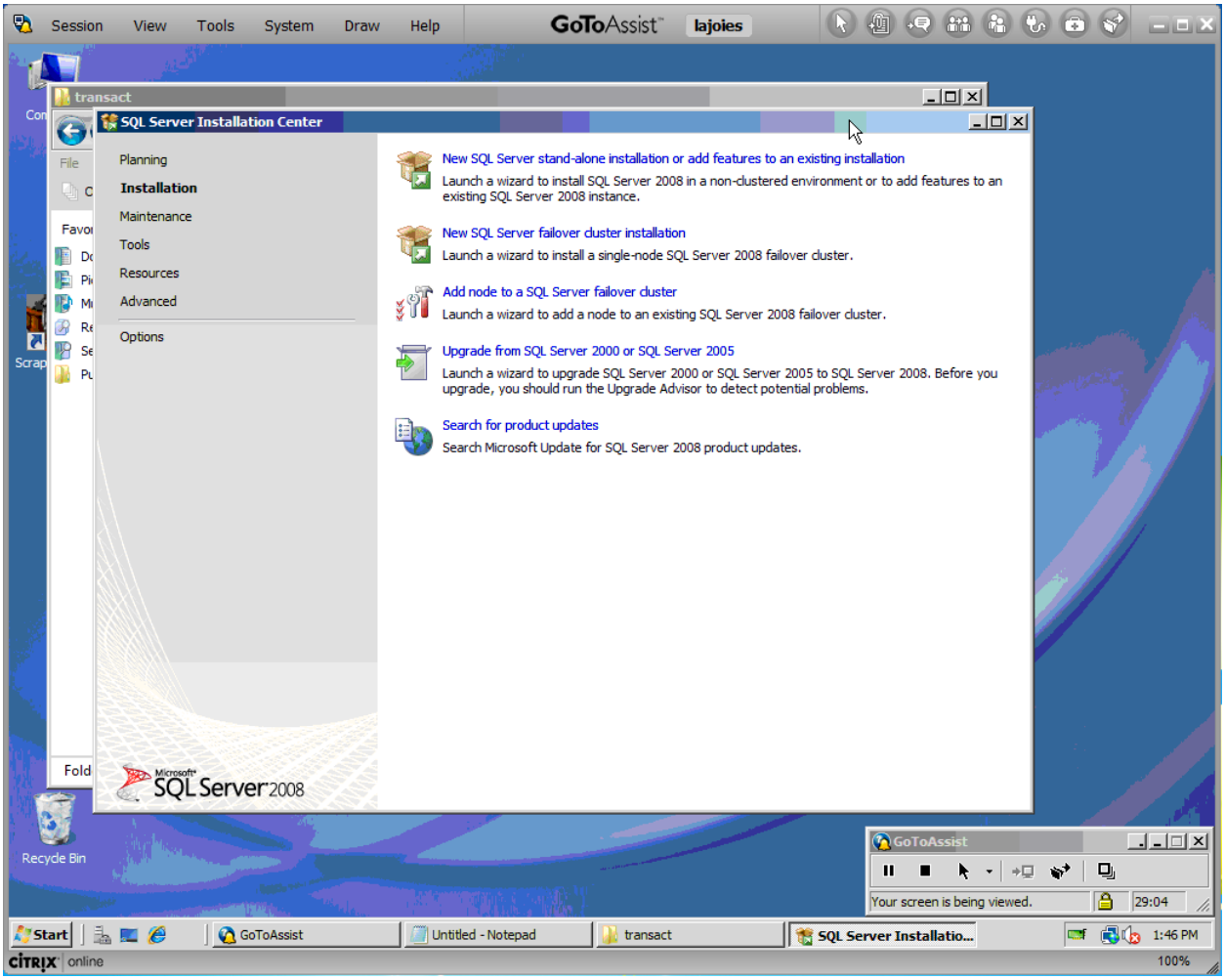
Session
View
Tools
System
Draw
Help
GoToAssist
lajoies
transact
SQL Server Installation Center
Planning
Installation
Maintenance
Tools
Resources
Advanced
Options
New SQL Server stand-alone installation or add features to an existing installation
Launch a wizard to install SQL Server 2008 in a non-clustered environment or to add features to an existing SQL Server 2008 instance.
New SQL Server failover cluster installation
Launch a wizard to install a single-node SQL Server 2008 failover cluster.
Add node to a SQL Server failover cluster
Launch a wizard to add a node to an existing SQL Server 2008 failover cluster.
Upgrade from SQL Server 2000 or SQL Server 2005
Launch a wizard to upgrade SQL Server 2000 or SQL Server 2005 to SQL Server 2008. Before you upgrade, you should run the Upgrade Advisor to detect potential problems.
Search for product updates
Search Microsoft Update for SQL Server 2008 product updates.
Microsoft SQL Server 2008
Recycle Bin
GoToAssist
Your screen is being viewed.
29:04
Start
GoToAssist
Untitled - Notepad
transact
SQL Server Installatio...
1:46 PM
online
100%

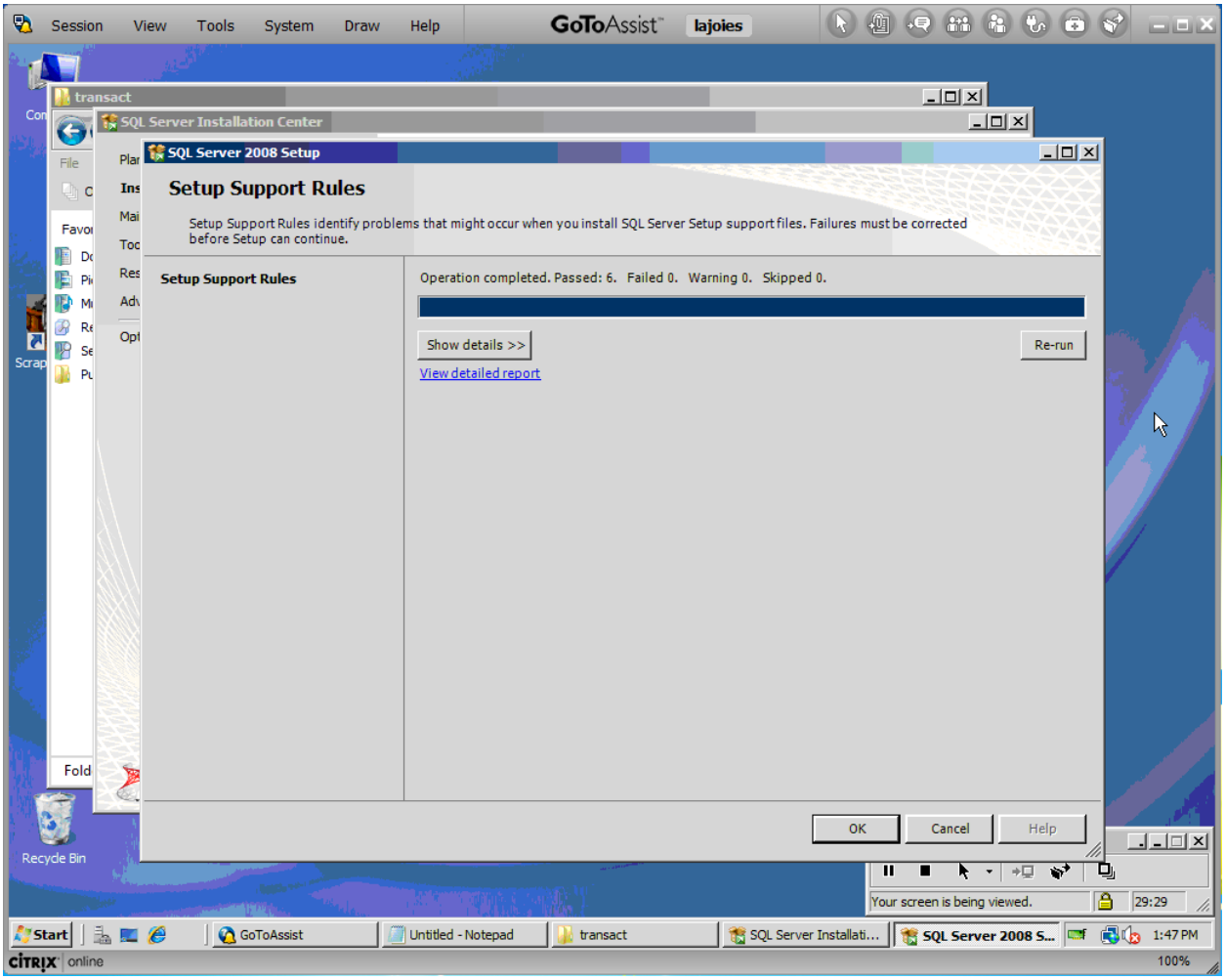
Session View Tools System Draw Help
GoToAssist
lajoies
transact
SQL Server Installation Center
SQL Server 2008 Setup
Setup Support Rules
Setup Support Rules identify problems that might occur when you install SQL Server Setup support files. Failures must be corrected before Setup can continue.
Setup Support Rules
Operation completed. Passed: 6. Failed 0. Warning 0. Skipped 0.
Show details >>
Re-run
View detailed report
OK
Cancel
Help
Recycle Bin
Your screen is being viewed.
29:29
Start
GoToAssist
Untitled - Notepad
transact
SQL Server Installati...
SQL Server 2008 S...
1:47 PM
online
100%

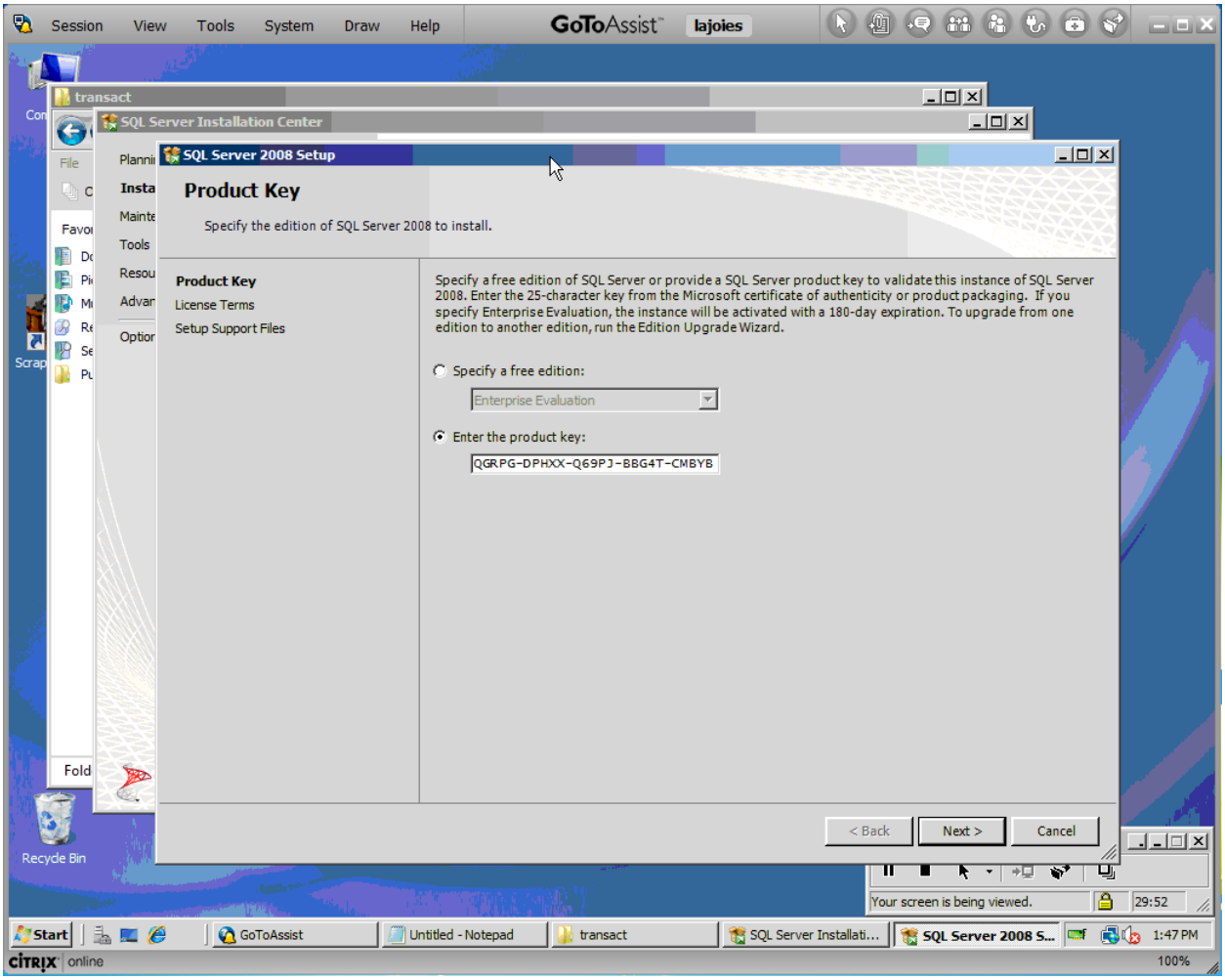
Session View Tools System Draw Help
GoToAssist
lajoies
transact
SQL Server Installation Center
SQL Server 2008 Setup
Product Key
Specify the edition of SQL Server 2008 to install.
Product Key
License Terms
Setup Support Files
Specify a free edition of SQL Server or provide a SQL Server product key to validate this instance of SQL Server 2008. Enter the 25-character key from the Microsoft certificate of authenticity or product packaging. If you specify Enterprise Evaluation, the instance will be activated with a 180-day expiration. To upgrade from one edition to another edition, run the Edition Upgrade Wizard.
Specify a free edition:
Enterprise Evaluation
Enter the product key:
QGRPG-DPHXX-Q69PJ-BBG4T-CMBYB
< Back
Next >
Cancel
Recycle Bin
Your screen is being viewed.
29:52
Start
GoToAssist
Untitled - Notepad
transact
SQL Server Installati...
SQL Server 2008 S...
1:47 PM
online
100%

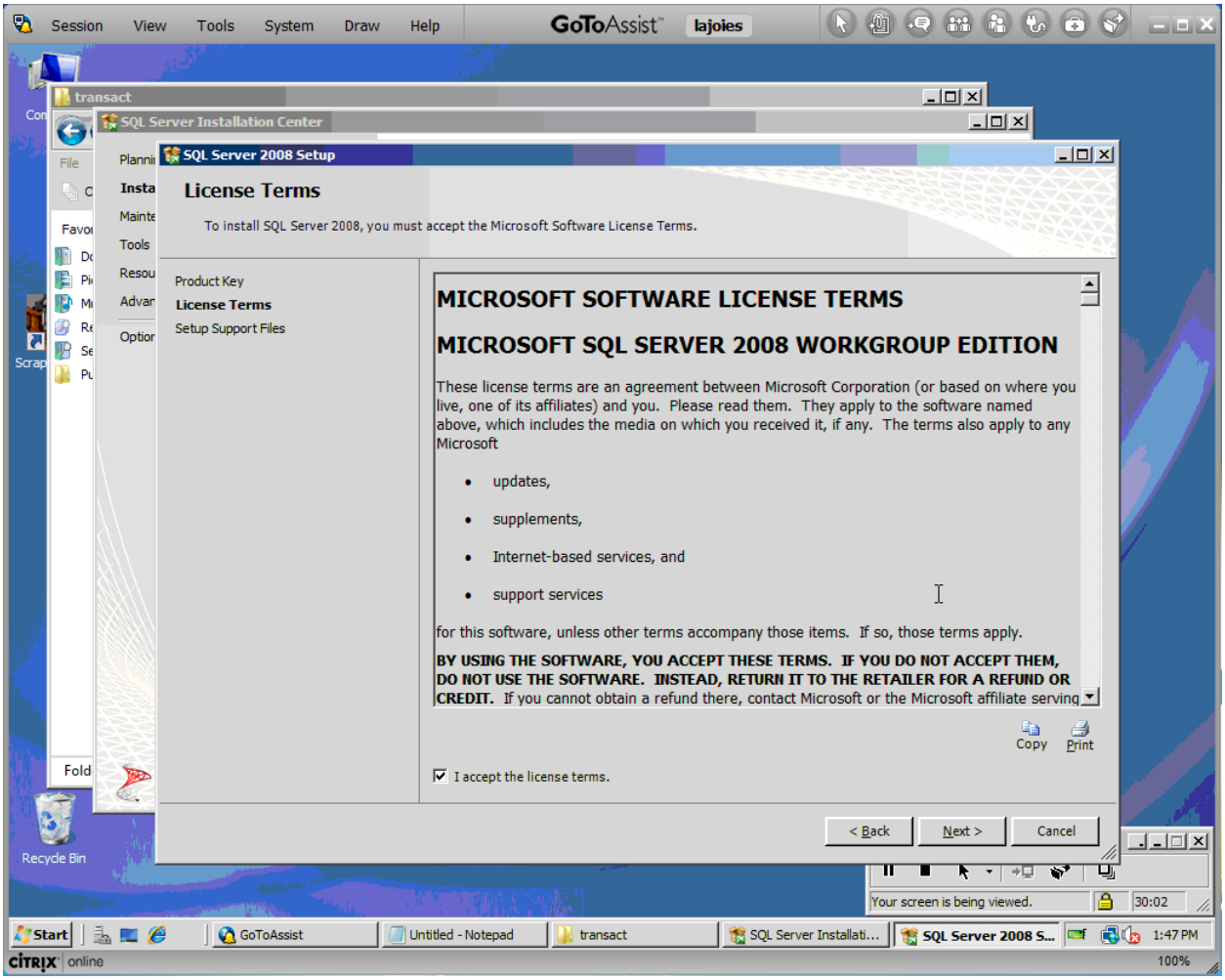
Session View Tools System Draw Help
GoToAssist
lajoies
transact
SQL Server Installation Center
SQL Server 2008 Setup
License Terms
To install SQL Server 2008, you must accept the Microsoft Software License Terms.
Product Key
License Terms
Setup Support Files
MICROSOFT SOFTWARE LICENSE TERMS
MICROSOFT SQL SERVER 2008 WORKGROUP EDITION
These license terms are an agreement between Microsoft Corporation (or based on where you live, one of its affiliates) and you. Please read them. They apply to the software named above, which includes the media on which you received it, if any. The terms also apply to any Microsoft
updates,
supplements,
Internet-based services, and
support services
for this software, unless other terms accompany those items. If so, those terms apply.
BY USING THE SOFTWARE, YOU ACCEPT THESE TERMS. IF YOU DO NOT ACCEPT THEM, DO NOT USE THE SOFTWARE. INSTEAD, RETURN IT TO THE RETAILER FOR A REFUND OR CREDIT. If you cannot obtain a refund there, contact Microsoft or the Microsoft affiliate serving
Copy
Print
I accept the license terms.
< Back
Next >
Cancel
Recycle Bin
Your screen is being viewed.
30:02
Start
GoToAssist
Untitled - Notepad
transact
SQL Server Installati...
SQL Server 2008 S...
1:47 PM
online
100%

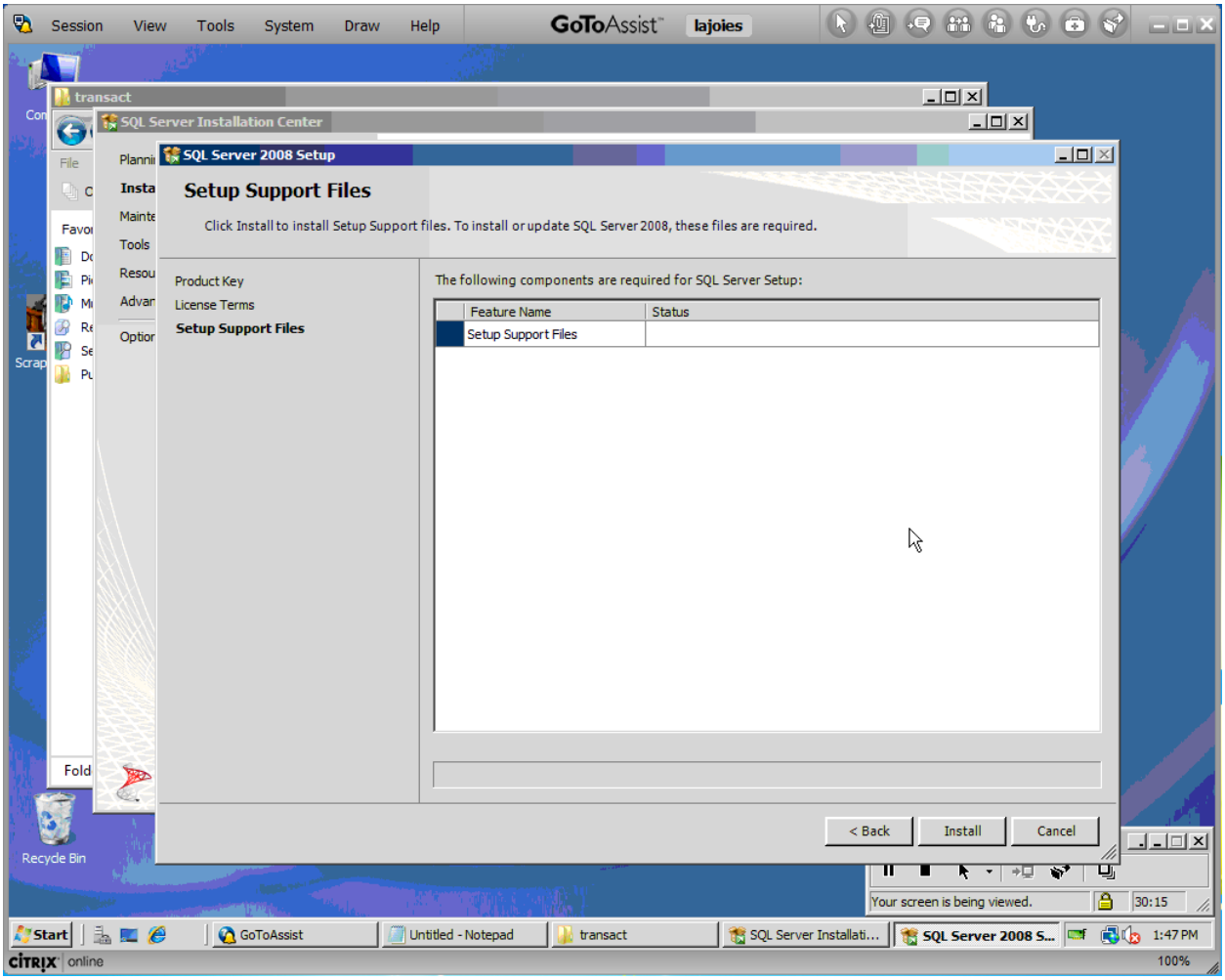
Session View Tools System Draw Help
GoToAssist
lajoies
transact
SQL Server Installation Center
SQL Server 2008 Setup
Setup Support Files
Click Install to install Setup Support files. To install or update SQL Server 2008, these files are required.
Product Key
License Terms
Setup Support Files
The following components are required for SQL Server Setup:
Feature Name
Status
Setup Support Files
< Back
Install
Cancel
Recycle Bin
Your screen is being viewed.
30:15
Start
GoToAssist
Untitled - Notepad
transact
SQL Server Installati...
SQL Server 2008 S...
1:47 PM
online
100%

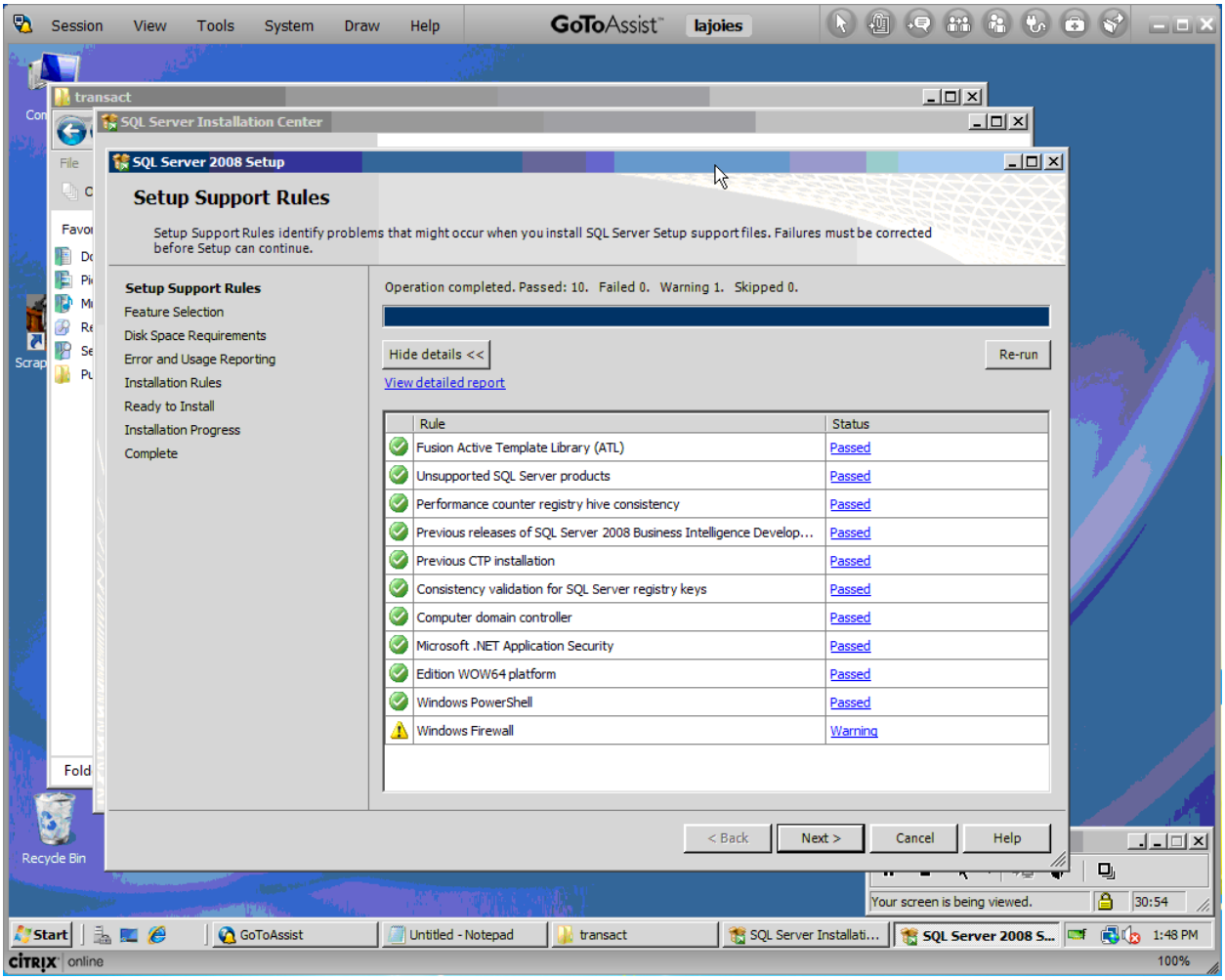
Session View Tools System Draw Help
GoToAssist
lajoies
transact
SQL Server Installation Center
SQL Server 2008 Setup
Setup Support Rules
Setup Support Rules identify problems that might occur when you install SQL Server Setup support files. Failures must be corrected before Setup can continue.
Setup Support Rules
Feature Selection
Disk Space Requirements
Error and Usage Reporting
Installation Rules
Ready to Install
Installation Progress
Complete
Operation completed. Passed: 10. Failed 0. Warning 1. Skipped 0.
Hide details <<
Re-run
View detailed report
Rule
Status
Fusion Active Template Library (ATL)
Passed
Unsupported SQL Server products
Passed
Performance counter registry hive consistency
Passed
Previous releases of SQL Server 2008 Business Intelligence Develop...
Passed
Previous CTP installation
Passed
Consistency validation for SQL Server registry keys
Passed
Computer domain controller
Passed
Microsoft .NET Application Security
Passed
Edition WOW64 platform
Passed
Windows PowerShell
Passed
Windows Firewall
Warning
< Back
Next >
Cancel
Help
Recycle Bin
Your screen is being viewed.
30:54
Start
GoToAssist
Untitled - Notepad
transact
SQL Server Installati...
SQL Server 2008 S...
1:48 PM
CITRIX online
100%

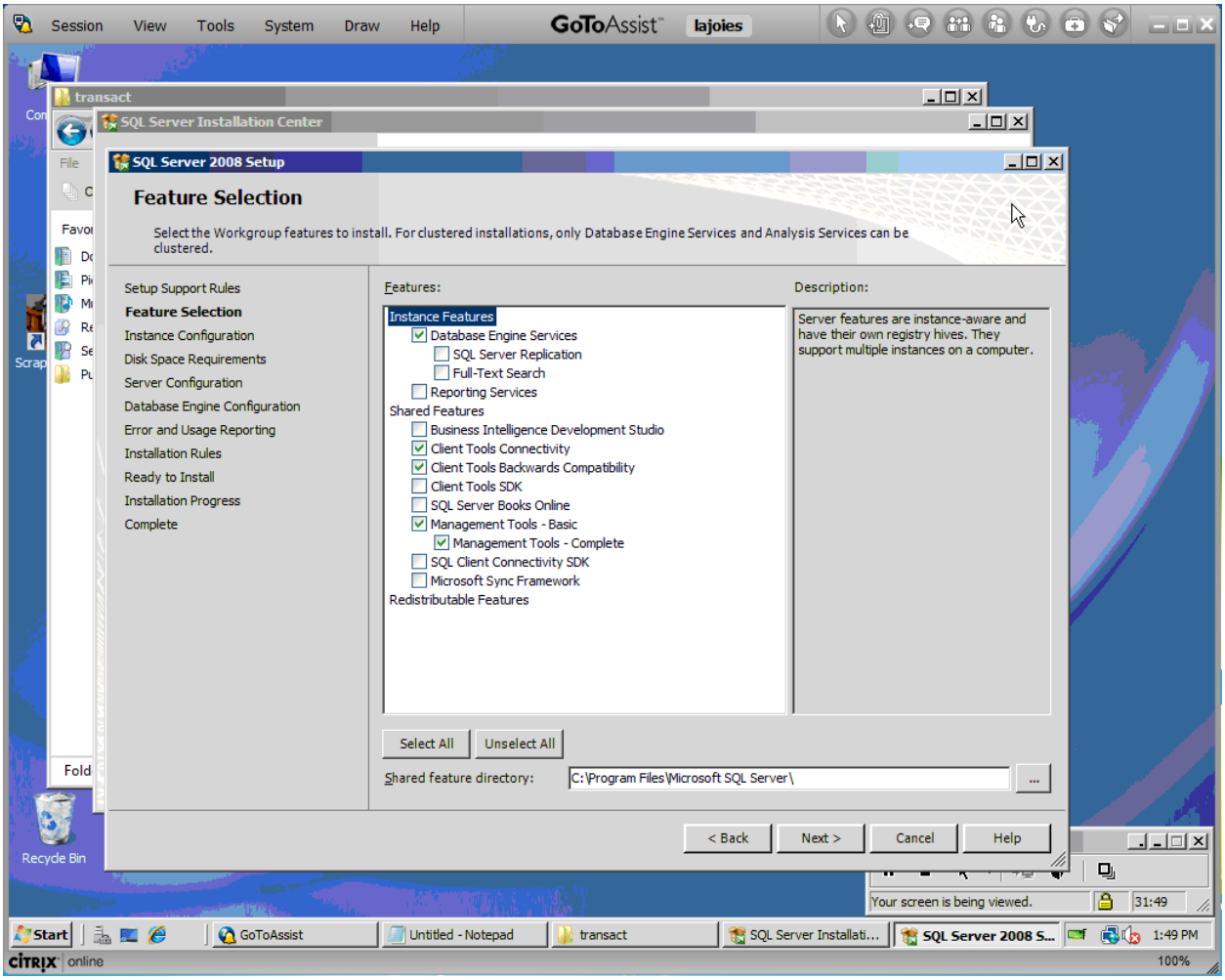
Session View Tools System Draw Help
GoToAssist lajoies
transact
SQL Server Installation Center
SQL Server 2008 Setup
Feature Selection
Select the Workgroup features to install. For clustered installations, only Database Engine Services and Analysis Services can be clustered.
Setup Support Rules
Feature Selection
Instance Configuration
Disk Space Requirements
Server Configuration
Database Engine Configuration
Error and Usage Reporting
Installation Rules
Ready to Install
Installation Progress
Complete
Features:
Instance Features
Database Engine Services
SQL Server Replication
Full-Text Search
Reporting Services
Shared Features
Business Intelligence Development Studio
Client Tools Connectivity
Client Tools Backwards Compatibility
Client Tools SDK
SQL Server Books Online
Management Tools - Basic
Management Tools - Complete
SQL Client Connectivity SDK
Microsoft Sync Framework
Redistributable Features
Description:
Server features are instance-aware and have their own registry hives. They support multiple instances on a computer.
Select All
Unselect All
Shared feature directory:
C:\Program Files\Microsoft SQL Server\
< Back
Next >
Cancel
Help
Recycle Bin
Your screen is being viewed.
31:49
Start
GoToAssist
Untitled - Notepad
transact
SQL Server Installati...
SQL Server 2008 S...
1:49 PM
online
100%

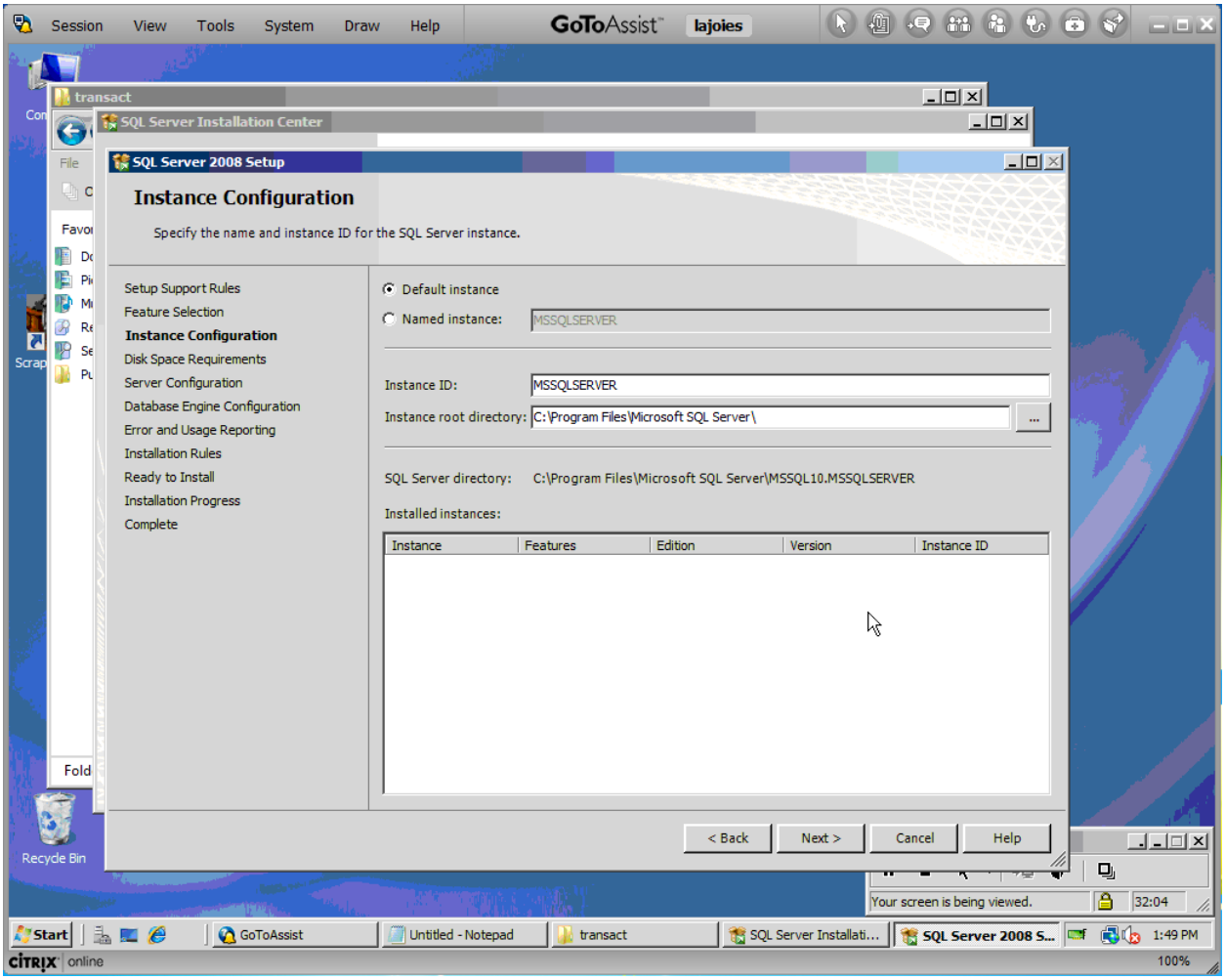
Session View Tools System Draw Help
GoToAssist
lajoies
transact
SQL Server Installation Center
SQL Server 2008 Setup
Instance Configuration
Specify the name and instance ID for the SQL Server instance.
Setup Support Rules
Feature Selection
Instance Configuration
Disk Space Requirements
Server Configuration
Database Engine Configuration
Error and Usage Reporting
Installation Rules
Ready to Install
Installation Progress
Complete
Default instance
Named instance:
MSSQLSERVER
Instance ID:
MSSQLSERVER
Instance root directory:
C:\Program Files\Microsoft SQL Server\
SQL Server directory:
C:\Program Files\Microsoft SQL Server\MSSQL10.MSSQLSERVER
Installed instances:
Instance
Features
Edition
Version
Instance ID
< Back
Next >
Cancel
Help
Recycle Bin
Your screen is being viewed.
32:04
Start
GoToAssist
Untitled - Notepad
transact
SQL Server Installati...
SQL Server 2008 S...
1:49 PM
online
100%

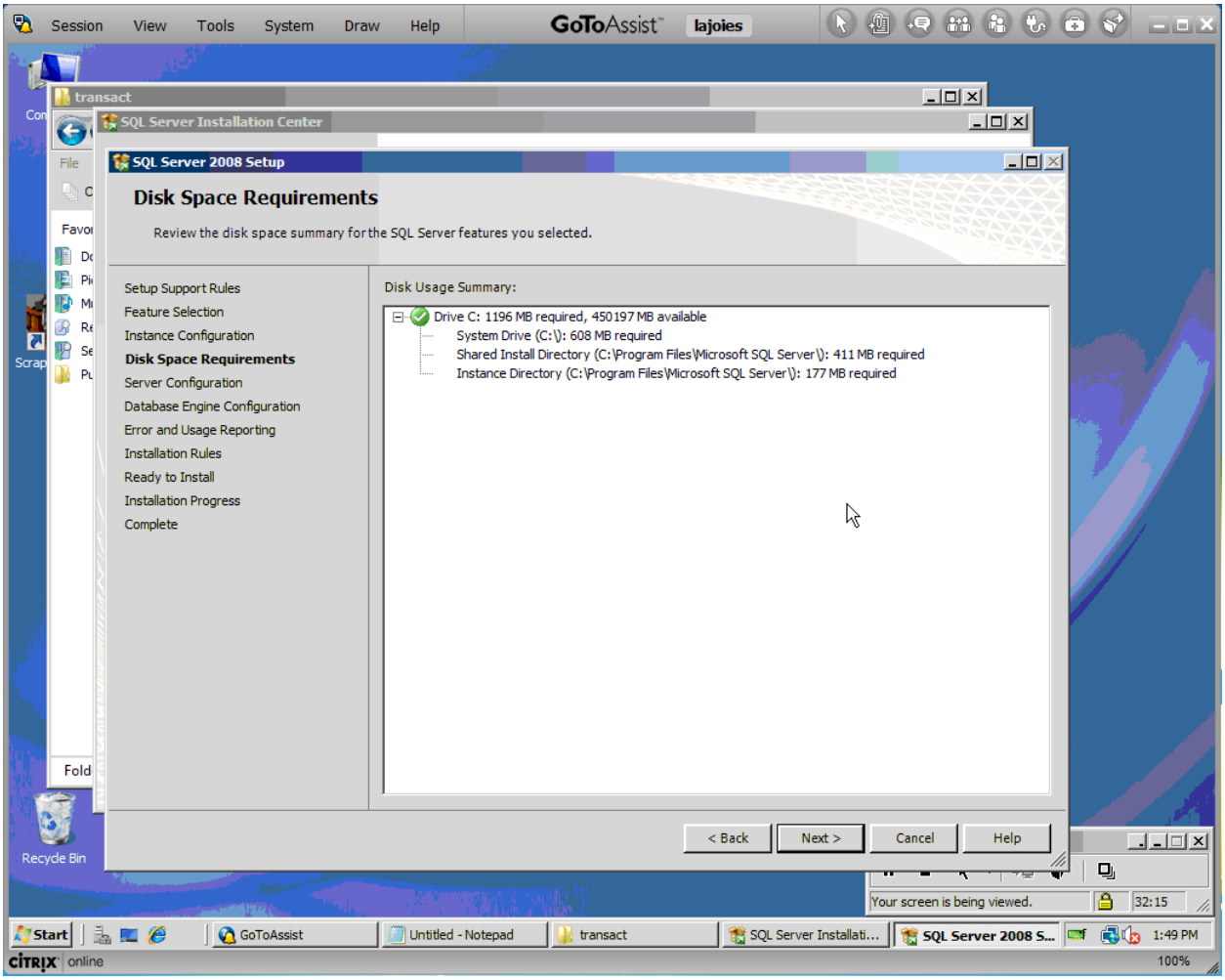
Session View Tools System Draw Help
GoToAssist
lajoies
transact
SQL Server Installation Center
SQL Server 2008 Setup
Disk Space Requirements
Review the disk space summary for the SQL Server features you selected.
Setup Support Rules
Feature Selection
Instance Configuration
Disk Space Requirements
Server Configuration
Database Engine Configuration
Error and Usage Reporting
Installation Rules
Ready to Install
Installation Progress
Complete
Disk Usage Summary:
Drive C: 1196 MB required, 450197 MB available
System Drive (C:\): 608 MB required
Shared Install Directory (C:\Program Files\Microsoft SQL Server\): 411 MB required
Instance Directory (C:\Program Files\Microsoft SQL Server\): 177 MB required
< Back
Next >
Cancel
Help
Recycle Bin
Your screen is being viewed.
32:15
Start
GoToAssist
Untitled - Notepad
transact
SQL Server Installati...
SQL Server 2008 S...
1:49 PM
online
100%

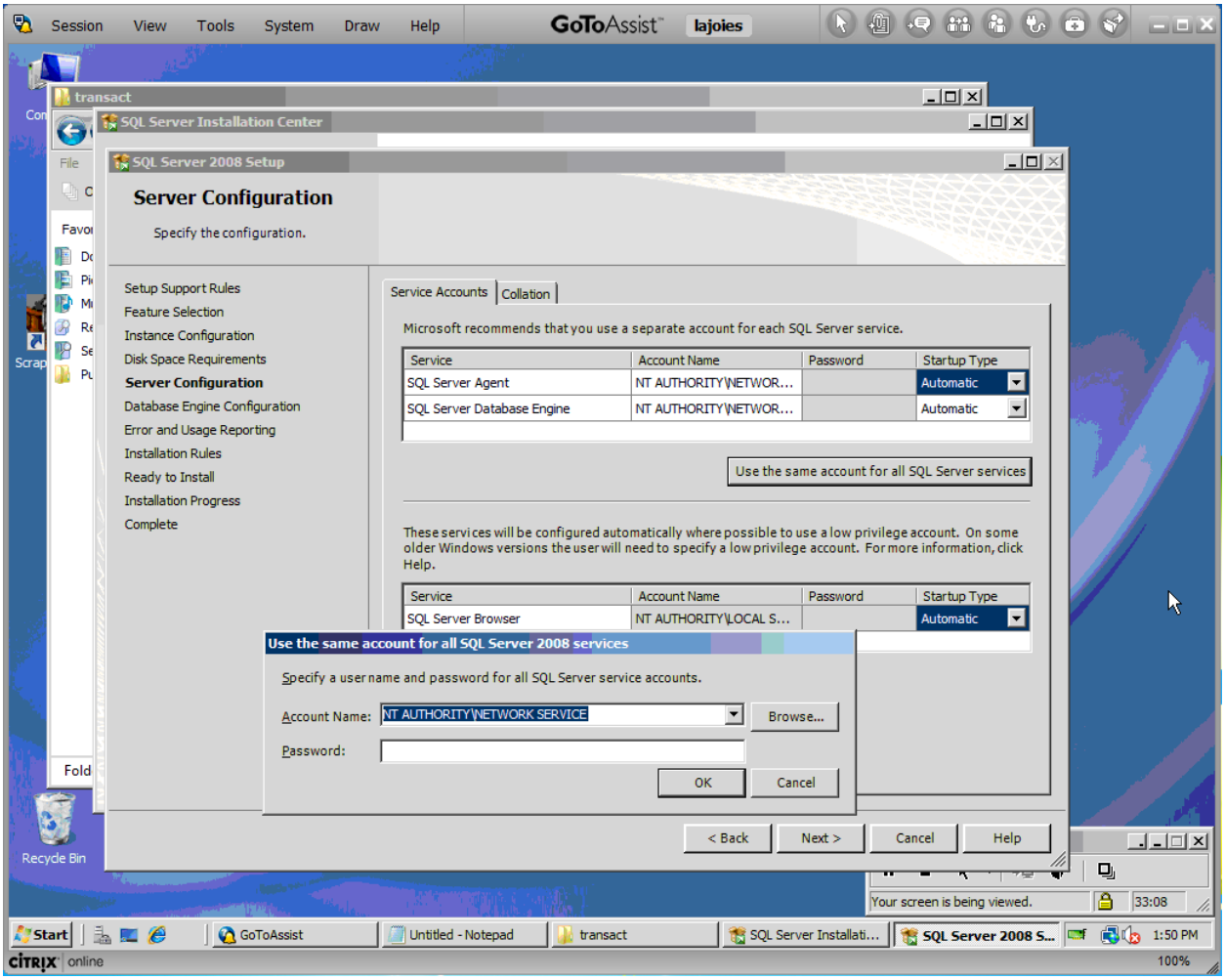
Session View Tools System Draw Help
GoToAssist lajoies
transact
SQL Server Installation Center
SQL Server 2008 Setup
Server Configuration
Specify the configuration.
Setup Support Rules
Feature Selection
Instance Configuration
Disk Space Requirements
Server Configuration
Database Engine Configuration
Error and Usage Reporting
Installation Rules
Ready to Install
Installation Progress
Complete
Service Accounts
Collation
Microsoft recommends that you use a separate account for each SQL Server service.
Service
Account Name
Password
Startup Type
SQL Server Agent
NT AUTHORITY\NETWOR...
Automatic
SQL Server Database Engine
NT AUTHORITY\NETWOR...
Automatic
Use the same account for all SQL Server services
These services will be configured automatically where possible to use a low privilege account. On some older Windows versions the user will need to specify a low privilege account. For more information, click Help.
SQL Server Browser
NT AUTHORITY\LOCAL S...
Automatic
Use the same account for all SQL Server 2008 services
Specify a user name and password for all SQL Server service accounts.
Account Name:
NT AUTHORITY\NETWORK SERVICE
Browse...
Password:
OK
Cancel
< Back
Next >
Cancel
Help
Recycle Bin
Your screen is being viewed.
33:08
Start
GoToAssist
Untitled - Notepad
transact
SQL Server Installati...
SQL Server 2008 S...
1:50 PM
online
100%

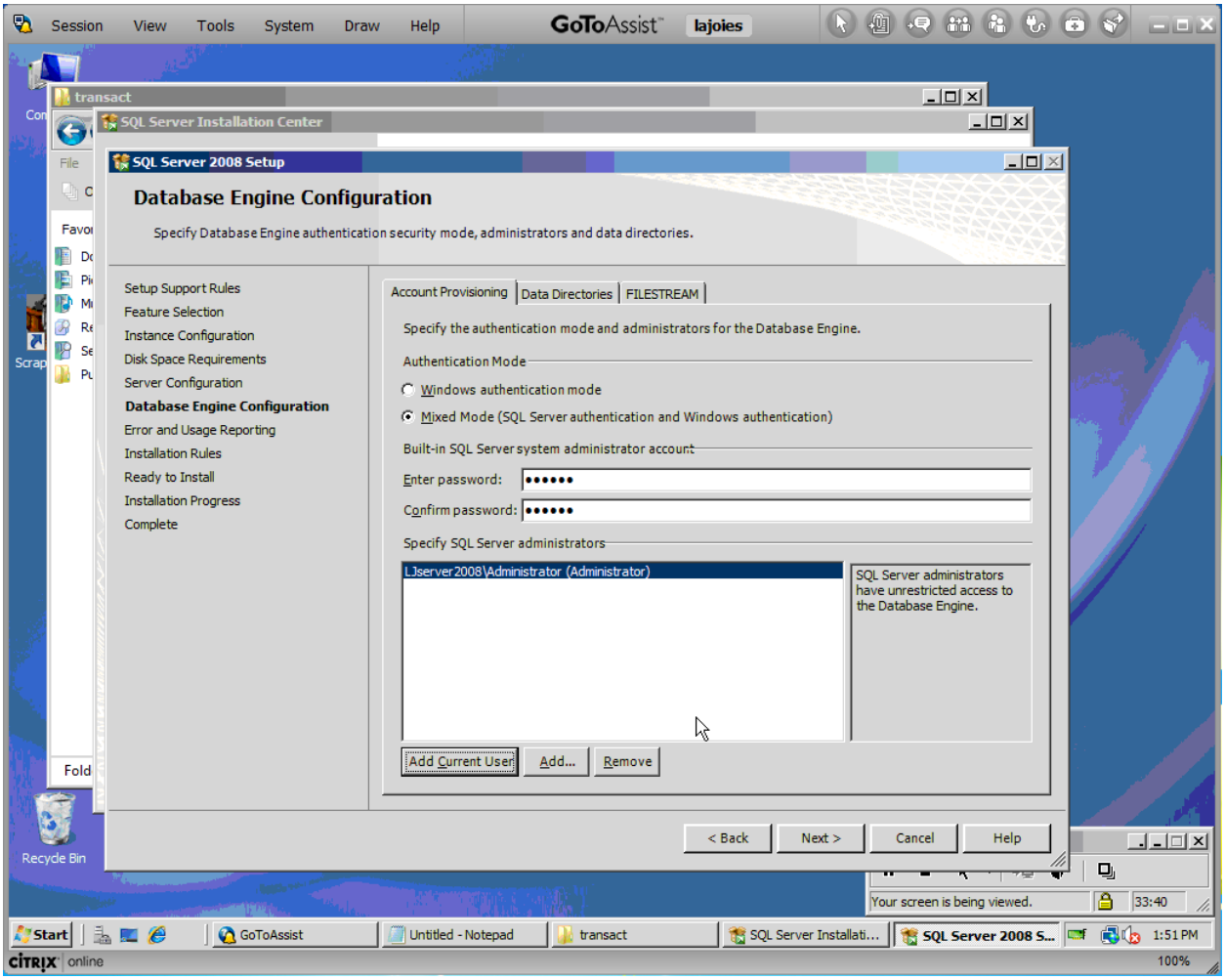
Session View Tools System Draw Help
GoToAssist
lajoies
transact
SQL Server Installation Center
SQL Server 2008 Setup
Database Engine Configuration
Specify Database Engine authentication security mode, administrators and data directories.
Setup Support Rules
Feature Selection
Instance Configuration
Disk Space Requirements
Server Configuration
Database Engine Configuration
Error and Usage Reporting
Installation Rules
Ready to Install
Installation Progress
Complete
Account Provisioning
Data Directories
FILESTREAM
Specify the authentication mode and administrators for the Database Engine.
Authentication Mode
Windows authentication mode
Mixed Mode (SQL Server authentication and Windows authentication)
Built-in SQL Server system administrator account
Enter password:
Confirm password:
Specify SQL Server administrators
LJserver2008\Administrator (Administrator)
SQL Server administrators have unrestricted access to the Database Engine.
Add Current User
Add...
Remove
< Back
Next >
Cancel
Help
Recycle Bin
Your screen is being viewed.
33:40
Start
GoToAssist
Untitled - Notepad
transact
SQL Server Installati...
SQL Server 2008 S...
1:51 PM
online
100%

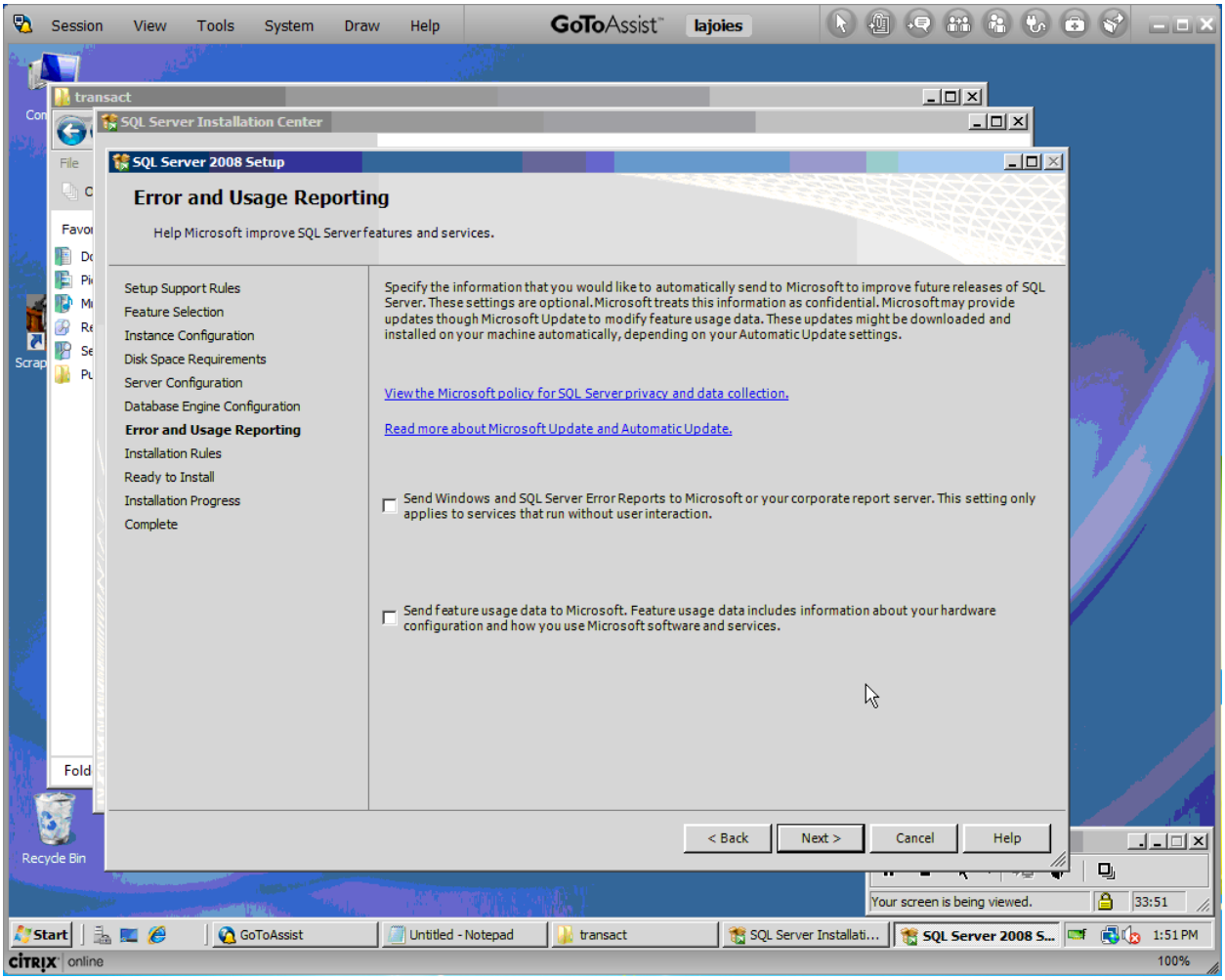
Session View Tools System Draw Help
GoToAssist
lajoies
transact
SQL Server Installation Center
SQL Server 2008 Setup
Error and Usage Reporting
Help Microsoft improve SQL Server features and services.
Setup Support Rules
Feature Selection
Instance Configuration
Disk Space Requirements
Server Configuration
Database Engine Configuration
Error and Usage Reporting
Installation Rules
Ready to Install
Installation Progress
Complete
Specify the information that you would like to automatically send to Microsoft to improve future releases of SQL Server. These settings are optional. Microsoft treats this information as confidential. Microsoft may provide updates though Microsoft Update to modify feature usage data. These updates might be downloaded and installed on your machine automatically, depending on your Automatic Update settings.
View the Microsoft policy for SQL Server privacy and data collection.
Read more about Microsoft Update and Automatic Update.
Send Windows and SQL Server Error Reports to Microsoft or your corporate report server. This setting only applies to services that run without user interaction.
Send feature usage data to Microsoft. Feature usage data includes information about your hardware configuration and how you use Microsoft software and services.
< Back
Next >
Cancel
Help
Recycle Bin
Your screen is being viewed.
33:51
Start
GoToAssist
Untitled - Notepad
transact
SQL Server Installati...
SQL Server 2008 S...
1:51 PM
CITRIX online
100%

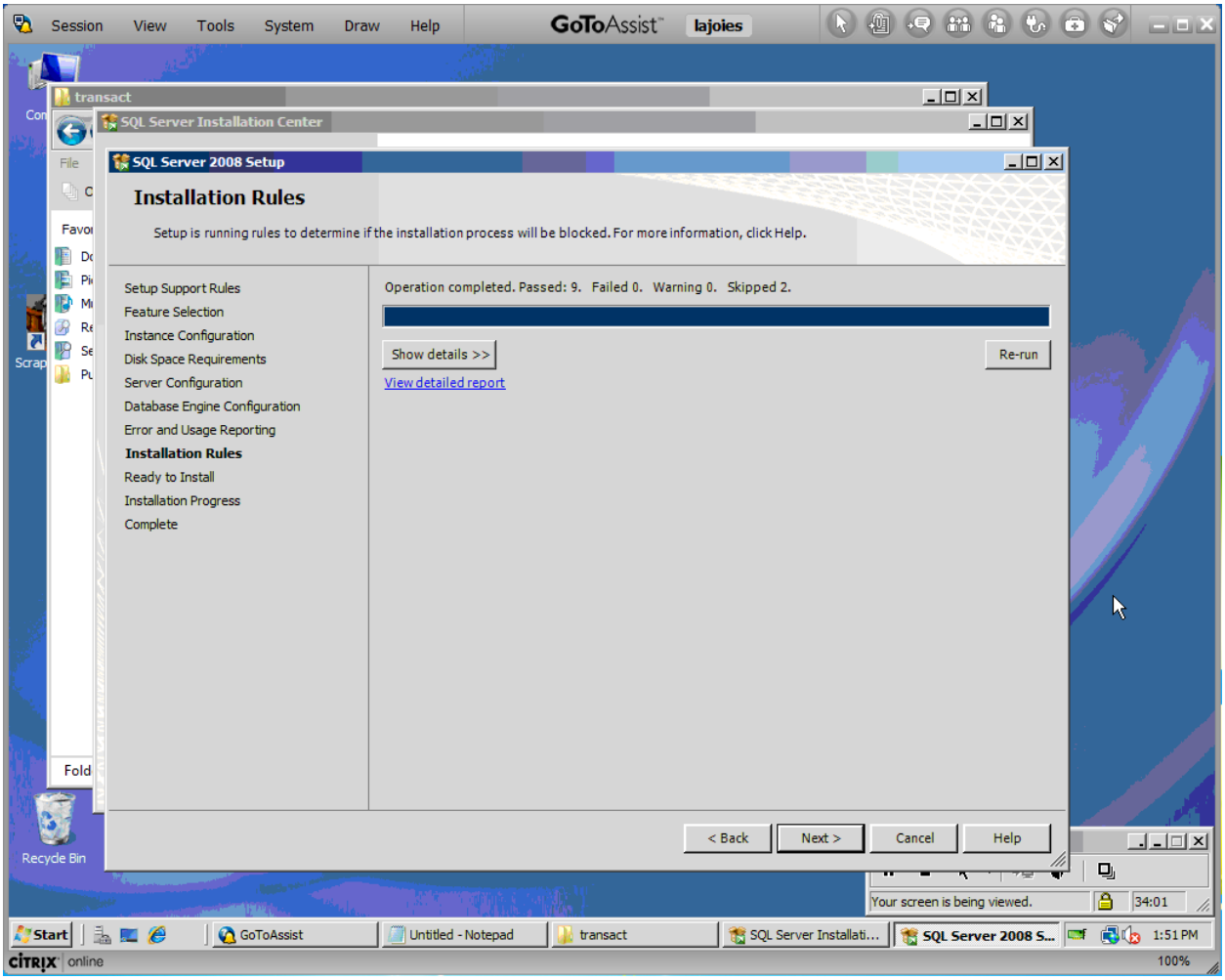
Session View Tools System Draw Help
GoToAssist
lajoies
transact
SQL Server Installation Center
SQL Server 2008 Setup
Installation Rules
Setup is running rules to determine if the installation process will be blocked. For more information, click Help.
Setup Support Rules
Feature Selection
Instance Configuration
Disk Space Requirements
Server Configuration
Database Engine Configuration
Error and Usage Reporting
Installation Rules
Ready to Install
Installation Progress
Complete
Operation completed. Passed: 9. Failed 0. Warning 0. Skipped 2.
Show details >>
Re-run
View detailed report
< Back
Next >
Cancel
Help
Recycle Bin
Your screen is being viewed.
34:01
Start
GoToAssist
Untitled - Notepad
transact
SQL Server Installati...
SQL Server 2008 S...
1:51 PM
online
100%

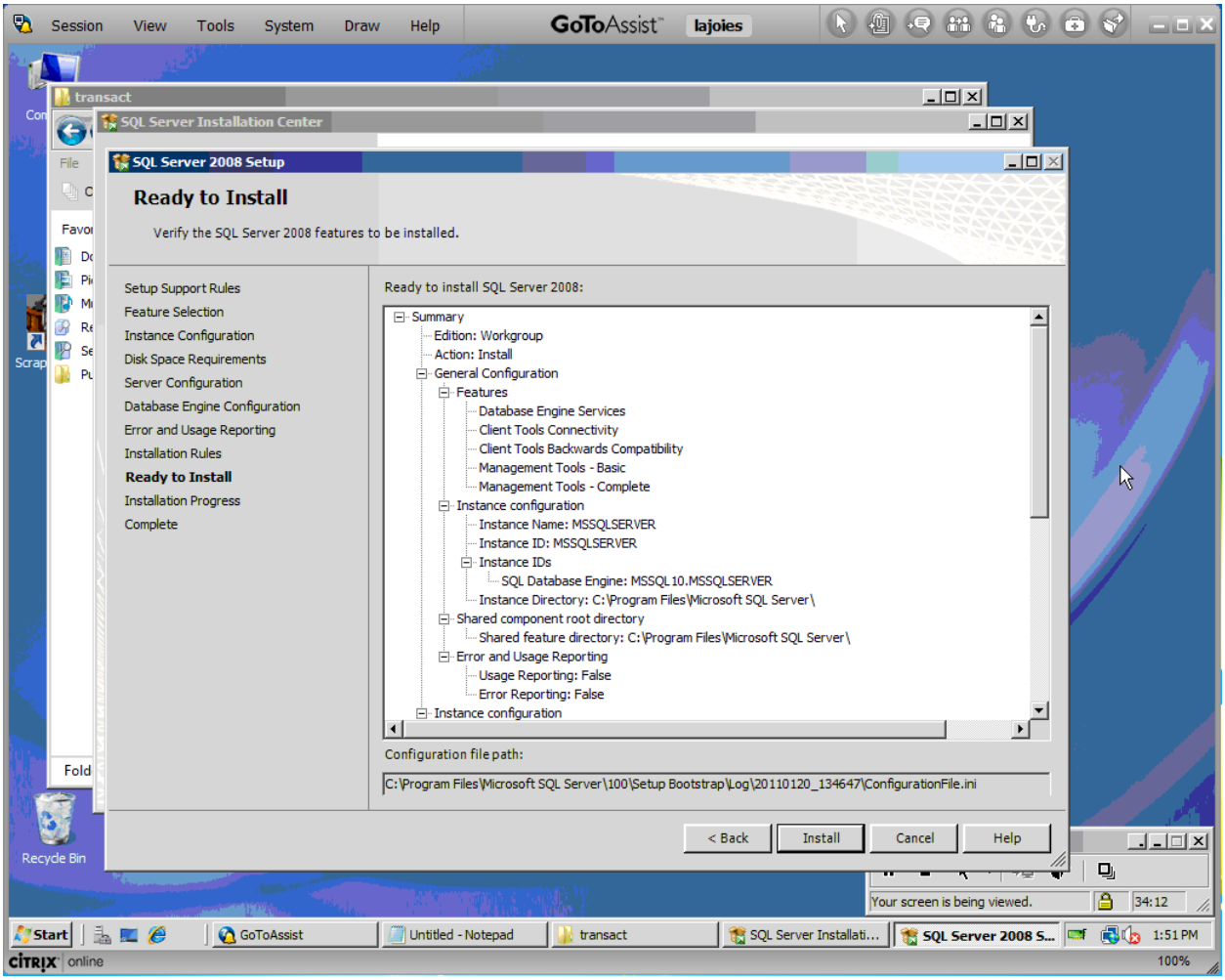
Session View Tools System Draw Help
GoToAssist lajoies
transact
SQL Server Installation Center
SQL Server 2008 Setup
Ready to Install
Verify the SQL Server 2008 features to be installed.
Setup Support Rules
Feature Selection
Instance Configuration
Disk Space Requirements
Server Configuration
Database Engine Configuration
Error and Usage Reporting
Installation Rules
Ready to Install
Installation Progress
Complete
Ready to install SQL Server 2008:
Summary
Edition: Workgroup
Action: Install
General Configuration
Features
Database Engine Services
Client Tools Connectivity
Client Tools Backwards Compatibility
Management Tools - Basic
Management Tools - Complete
Instance configuration
Instance Name: MSSQLSERVER
Instance ID: MSSQLSERVER
Instance IDs
SQL Database Engine: MSSQL10.MSSQLSERVER
Instance Directory: C:\Program Files\Microsoft SQL Server\
Shared component root directory
Shared feature directory: C:\Program Files\Microsoft SQL Server\
Error and Usage Reporting
Usage Reporting: False
Error Reporting: False
Instance configuration
Configuration file path:
C:\Program Files\Microsoft SQL Server\100\Setup Bootstrap\Log\20110120_134647\ConfigurationFile.ini
< Back
Install
Cancel
Help
Recycle Bin
Your screen is being viewed.
34:12
Start
GoToAssist
Untitled - Notepad
transact
SQL Server Installati...
SQL Server 2008 S...
1:51 PM
online
100%

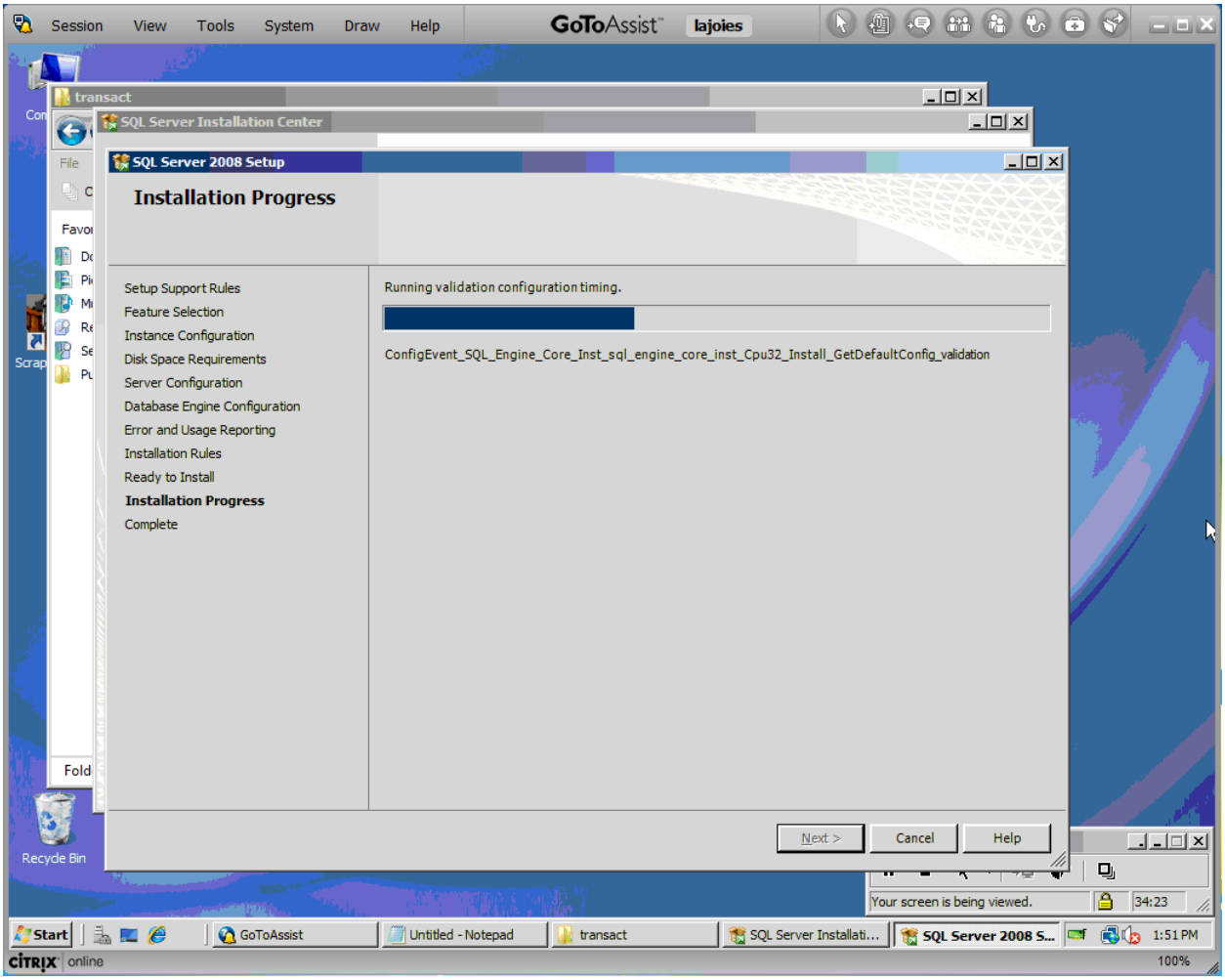
Session View Tools System Draw Help
GoToAssist
lajoies
transact
SQL Server Installation Center
SQL Server 2008 Setup
Installation Progress
Setup Support Rules
Feature Selection
Instance Configuration
Disk Space Requirements
Server Configuration
Database Engine Configuration
Error and Usage Reporting
Installation Rules
Ready to Install
Installation Progress
Complete
Running validation configuration timing.
ConfigEvent_SQL_Engine_Core_Inst_sql_engine_core_inst_Cpu32_Install_GetDefaultConfig_validation
Next >
Cancel
Help
Recycle Bin
Your screen is being viewed.
34:23
Start
GoToAssist
Untitled - Notepad
transact
SQL Server Installati...
SQL Server 2008 S...
1:51 PM
online
100%

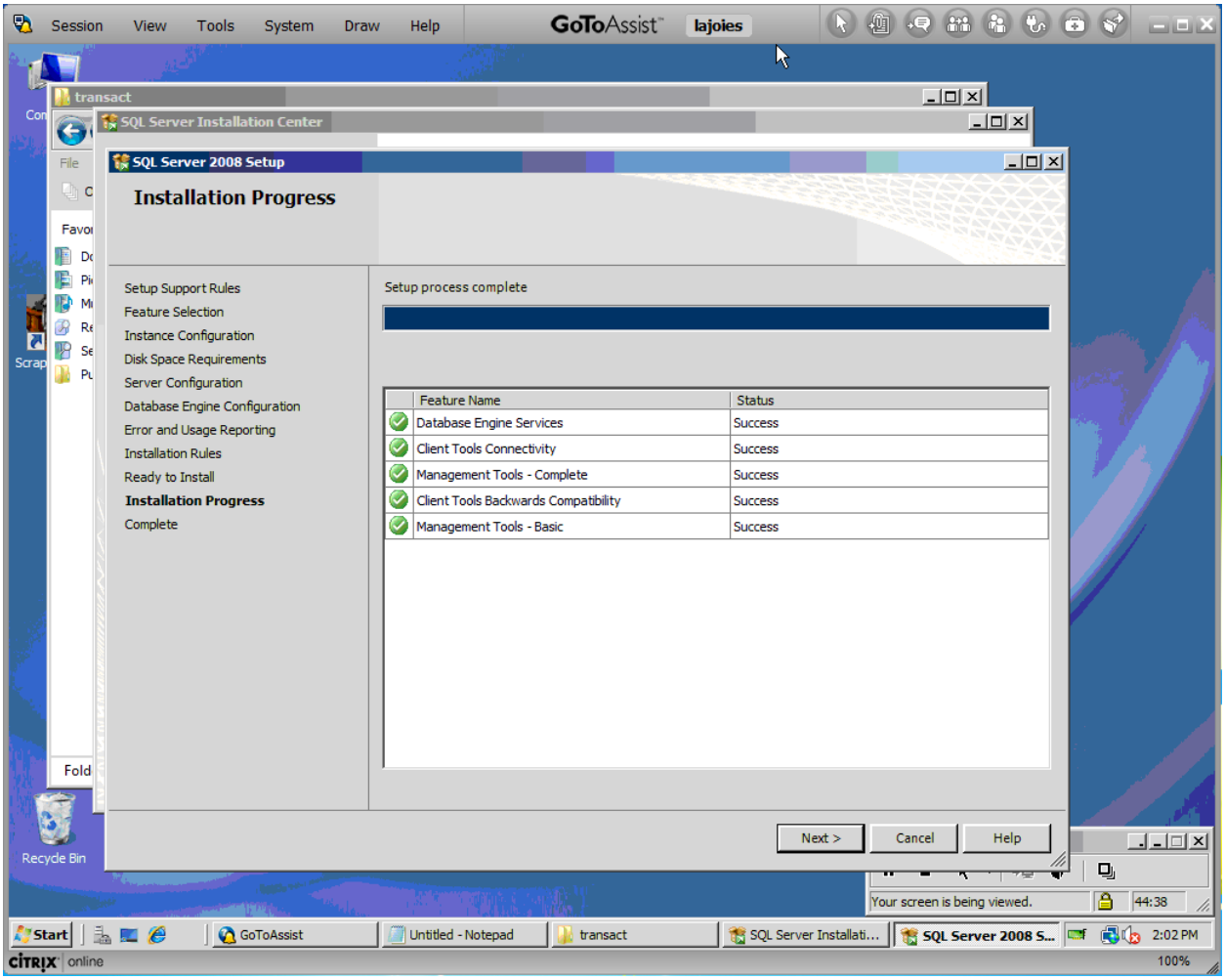
Session View Tools System Draw Help
GoToAssist lajoies
transact
SQL Server Installation Center
SQL Server 2008 Setup
Installation Progress
Setup Support Rules
Feature Selection
Instance Configuration
Disk Space Requirements
Server Configuration
Database Engine Configuration
Error and Usage Reporting
Installation Rules
Ready to Install
Installation Progress
Complete
Setup process complete
Feature Name
Status
Database Engine Services
Success
Client Tools Connectivity
Success
Management Tools - Complete
Success
Client Tools Backwards Compatibility
Success
Management Tools - Basic
Success
Next >
Cancel
Help
Recycle Bin
Your screen is being viewed.
44:38
Start
GoToAssist
Untitled - Notepad
transact
SQL Server Installati...
SQL Server 2008 S...
2:02 PM
online
100%

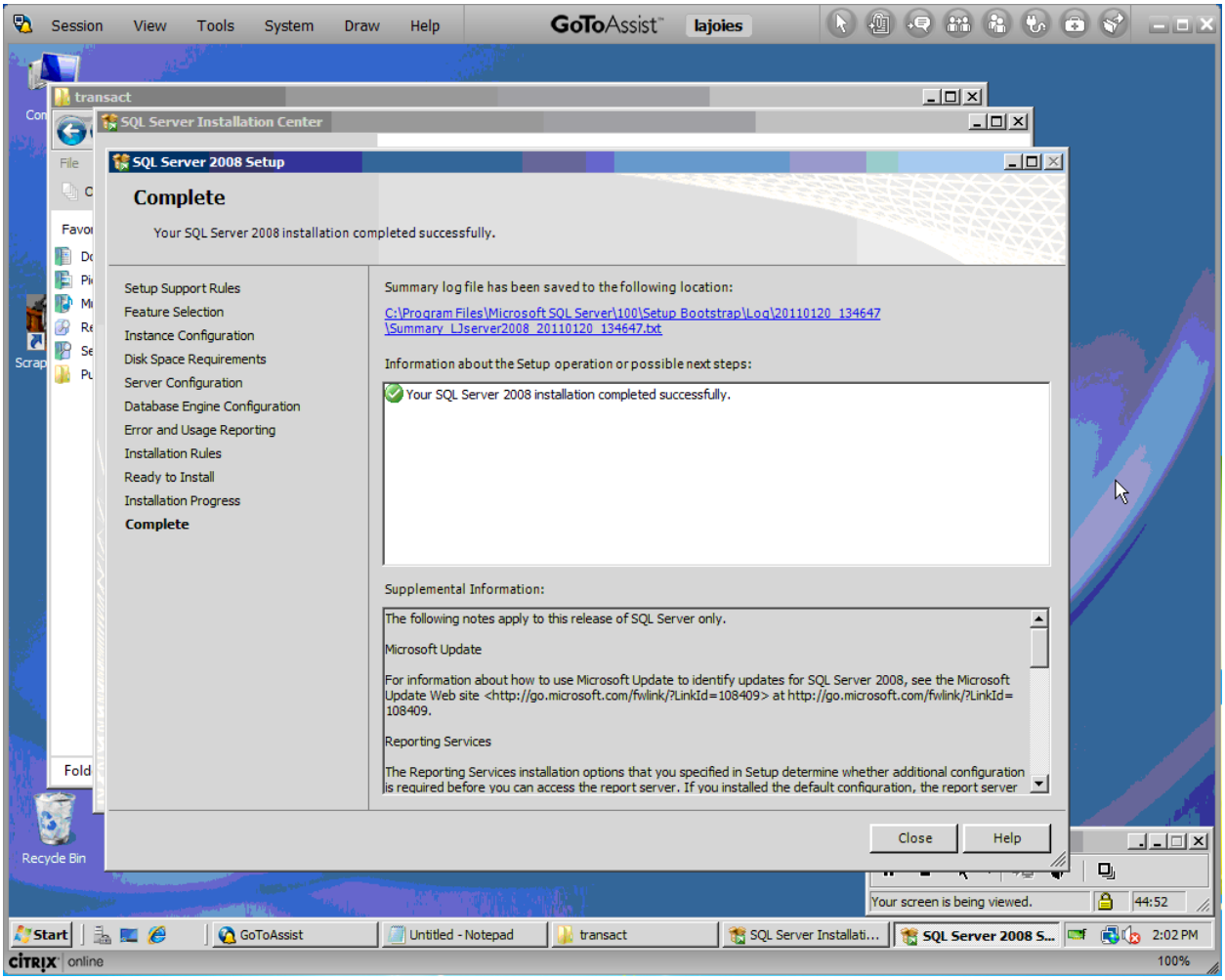
Session View Tools System Draw Help
GoToAssist
lajoies
transact
SQL Server Installation Center
SQL Server 2008 Setup
Complete
Your SQL Server 2008 installation completed successfully.
Setup Support Rules
Feature Selection
Instance Configuration
Disk Space Requirements
Server Configuration
Database Engine Configuration
Error and Usage Reporting
Installation Rules
Ready to Install
Installation Progress
Complete
Summary log file has been saved to the following location:
C:\Program Files\Microsoft SQL Server\100\Setup Bootstrap\Log\20110120 134647\Summary LJserver2008 20110120 134647.txt
Information about the Setup operation or possible next steps:
Your SQL Server 2008 installation completed successfully.
Supplemental Information:
The following notes apply to this release of SQL Server only.
Microsoft Update
For information about how to use Microsoft Update to identify updates for SQL Server 2008, see the Microsoft Update Web site <http://go.microsoft.com/fwlink/?LinkId=108409> at http://go.microsoft.com/fwlink/?LinkId=108409.
Reporting Services
The Reporting Services installation options that you specified in Setup determine whether additional configuration is required before you can access the report server. If you installed the default configuration, the report server
Close
Help
Recycle Bin
Your screen is being viewed.
44:52
Start
GoToAssist
Untitled - Notepad
transact
SQL Server Installati...
SQL Server 2008 S...
2:02 PM
online
100%