


Dealing With Aged Payables


Having a large amount of Aged Payables in your system presents a significant security risk as it provides the perfect opportunity for fraud and theft by an unscrupulous employee. Aged Payables can build up over time for many reasons; Scrap Dragon X provides an easy way to deal with Aged Payables that is covered below.

Main Yard - CAD								
Ticket #	Ticket Date	Due Date	Amount Due	Pay After Date	0 - 30 Days	31 - 60 Days	61 - 90 Days	91+ Days
60 -			\$119.98		\$0.00	\$0.00	\$0.00	\$119.98
MN35 -			\$0.00		\$0.00	\$0.00	\$0.00	\$0.00
2 - A Valued Customer			\$68,479.14		\$6,083.22	\$145.00	\$3,617.75	\$58,633.17
MN62 - ADAM BLICK			\$1,499.06		\$0.00	\$14.06	\$0.00	\$1,485.00
1286 - ADVANTAGE V W			\$0.00		\$0.00	\$0.00	\$0.00	\$0.00
1234 - AIRLINE USED AUTO PART			\$0.00		\$0.00	\$0.00	\$0.00	\$0.00
1218 - BAYOU CONSTRUCTORS			\$0.00		\$0.00	\$0.00	\$0.00	\$0.00
1263 - BEST CORE			\$0.00		\$0.00	\$0.00	\$0.00	\$0.00
63 - Blick INC			\$833.56		\$0.00	\$0.00	\$0.00	\$833.56
MN127 - Bryan's Test Company			\$1,815.63		\$1,318.25	\$0.00	\$497.38	\$0.00
MN87 - Danny Lundy			\$147.88		\$0.00	\$0.00	\$66.53	\$81.35
128 - Darrell's Iron Wagon			\$979.60		\$600.00	\$0.00	\$50.00	\$329.60
42 - Duplicate Test Cust Number			\$0.00		\$0.00	\$0.00	\$0.00	\$0.00
7 - KARL HOWARD			(\$2.26)		\$0.00	\$0.00	\$0.00	(\$2.26)
MNO - Logan's Smelters			\$3,128.84		\$0.00	\$0.00	\$0.00	\$3,128.84
MN97 - Mason Smith			\$0.00		\$0.00	\$0.00	\$0.00	\$0.00
166 - PAP Carrier			\$0.00		\$0.00	\$0.00	\$0.00	\$0.00
MN96 - Texas Pete			(\$1.00)		\$0.00	\$0.00	\$0.00	(\$1.00)
137 - What a test this is			\$0.00		\$0.00	\$0.00	\$0.00	\$0.00
142 - William CUBA			\$0.00		\$0.00	\$0.00	\$0.00	\$0.00
Main Yard - CAD Totals:			\$77,000.43		\$8,001.47	\$159.06	\$4,231.66	\$64,608.24

First, generate an Aged Payables report by clicking:



from the Start screen, and then doubleclick



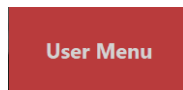
on the Business Intelligence.

Set parameters for this report. You can choose specific dates, or use the Quick Date column to easily select a set of dates that range from Today, This Week, Last Week, This Month, Last Month, This Year and Last Year. Select the Yard you'd like to view Aged Payable reports for. You can select more than one yard. Select Payables by Aging Filter, and select a specific customer if desired. If a specific customer is not selected you will see Aged Payables for all customers at the yard(s) selected.



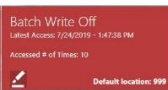
Click . This will generate a report showing you all Aged Payables, and the ticket number. This is useful because in order to write off customer tickets, you will need the ticket number and the yard. Using the User Menu Write Off functionality is the best way to clear Aged Payables.

Best practices dictate to write off Aged Payables that you know to either be paid or have been paid outside of the system, like through QuickBooks. Additionally any tickets that should have been voided, like tickets where the payment was voided but the ticket was not voided. A well run yard will have Aged Payables no older that 60-90 days. We recommend that if an Aged Payable is older than 60 days that it should be reviewed and audited.



To write off Aged Payables, go to

and select



Select the Customer Group, and the date range. Use the Aged Payables Report to spot any suspicious looking customer tickets. Then select the correct customer and ticket and click Write Off.